

Open Science Coffee Lectures



Visible on your website!
Our publication lists service

Sonja Härkönen

WS 2022/23

What is Open Access?

“By “open access” to [peer-reviewed research literature], we mean its **free** availability on the **public** internet, permitting any users to **read, download, copy, distribute, print**, search, or link to the full texts of these articles, crawl them for indexing, pass them as data to software, or **use** them for any other lawful purpose, without financial, legal, or technical barriers other than those inseparable from gaining access to the internet itself.”




(Budapest Open Access Initiative, <https://www.budapestopenaccessinitiative.org/boai-10-recommendations>)

How does the „Publikationsliste“ (publication list) plugin work?


PUBLIKATIONEN

2019 | 2018 | 2012 | 2011 | 2010 | 2009 | 2008 | 2007 | 2006 | 2005 | 2003 | 2002 | 2001


2019

Härkönen, Sonja (2019): Open Access – Forschung offen präsentieren. *SmP – Fall School*.
 [BibTeX](#) | [RIS](#)

2018

Härkönen, Sonja (2018): International networking and staff development EU-style: Cardiff U
Focus 49, S. 27-29.
 [BibTeX](#) | [RIS](#)

2012

Härkönen, Sonja; Blackmore, Andrew; Beadle, Robert (2012): Creating a successful chat list
45-50.
 [BibTeX](#) | [RIS](#)

2011

Härkönen, Sonja (2011): Ask a Librarian live - Cardiff pilots a chat enquiry service. *HEWIT*/
[BibTeX](#) | [RIS](#)

- ⌘ publication list is created in OPUS
- ⌘ publications to date are added to this list
- ⌘ list can be integrated into a website in Django CMS for a person or „institution“
- ⌘ several citation styles available
- ⌘ lists can include publications, conference items, working papers etc.
- ⌘ lists are sorted by publication year or document type
- ⌘ filtering options available

The plugin „Publikationsliste“

... nicht wegzudenken an der
Uni Augsburg!



Implementation within the Django CMS

In the Django CMS:

- Add an **Inner Section** for the publication list (choose a title, e.g. „Selected publications“...)
- Use the **+** icon to add a new plugin
- Choose **Publikationsliste**
 1. step: choose **Sortierung** (sort option): chronologically or by document type
 2. step: choose the **Zitationsstil** (=citation style)
 3. step: in the **Institut** field, search for the institute, research group or project and click to select it
 4. step: alternatively search for a specific person or enter their **GND**
 5. step: if no **document types** are selected, all types are displayed by default
 6. step: if no **years** are selected, all years are displayed by default
 7. step: if not **headings** (years, document types) should be displayed, please untick the box next to „Überschrift“
- **save**
- **publish** your changes



<https://www.uni-augsburg.de/de/organisation/bibliothek/publizieren-zitieren-archivieren/publikationslisten/>



The plugin „Einzelne Publikation“ (single publication)

1. step – find the relevant OPUS-ID

The OPUS-ID is a number, which uniquely identifies one publication. You can find it at the end of the OPUS URL of the relevant record.



Look-up of OPUS-ID(s) in OPUS:

1. in your browser, go to <https://opus.bibliothek.uni-augsburg.de/>
2. search for the title of the publication
3. in the detailed view, you can find the „Frontdoor-URL“ as part of the metadata
4. the OPUS-ID is the last part of the URL (example: <https://opus.bibliothek.uni-augsburg.de/opus4/89549>, OPUS-ID = 89549)

2. step – enter OPUS-ID and choose citation style


In the Django CMS:

1. add an **Inner Section** for the publication list (choose a title, e.g. „Selected publications“ ...)
2. use the **+** icon to add a new plugin
3. choose **Einzelne Publikation**
4. enter the **OPUS-ID** for this publication
5. choose the **Zitationsstil (=citation style)**
6. **save**
7. **publish** your changes



The plugin can be repeated indefinitely, so using the **+** icon you can display several selected publications in your desired order.

Plugin use: updating your publication list



1. Add new publications to OPUS yourself via <https://opus.bibliothek.uni-augsburg.de/opus4/publish> OR notify openaccess@bibliothek.uni-augsburg.de
 - ✓ anytime, e.g. at acceptance or online publication, every x months etc.
 - ✓ Postprint (accepted manuscript) and/or publisher's version can be included
2. Library adds publication details to publication list in OPUS
3. New publications appear automatically on website via plugin
4. Library also offers a self-archiving service
5. As soon as full text is available in the institutional repository, it also becomes available to download directly from website via red PDF button

Services offered by the library

www.uni-a.de/to/openaccess



OA publishing: diamond

- Publishing via our institutional repository (OPUS), e.g. dissertations, series, working papers, reports ... (<https://opus.bibliothek.uni-augsburg.de/>)



OA publishing: gold

- Publisher agreements
- DEAL with Wiley and Springer
- PubliQation
- Subsidies via DFG, 'young researchers' fund and funding for the advancement of women



OA publishing: green

- Self-archiving service, incl. rights checks, publisher enquiries and scan service



OA publishing

- Publication lists, incl. plugin for the website (individuals and research groups)
- Guidance & support covering journals, contracts, licences ...



Open Access Myth? Busted!

Repositories are ***designed with digital distribution in mind!***
Content is purposely harvested by other services (e.g. website via the plugin, national library, interdisciplinary repositories, search engines...) and is therefore made ***widely discoverable.***

„Indexing publications in an institutional repository isn't worth it, as these are not known to the community and publications therefore remain hidden.“



Referat Open Access & Publizieren

Sonja Härkönen

(0821) 598 - 5403

openaccess@bibliothek.uni-augsburg.de



Coffee Lectures in the Wintersemester 2022/23

Monday, 24 October 2022	Gold, green, diamond – the colours of Open Access
Tuesday, 25 October 2022	Who pays for what? Open Access and finances
Wednesday, 26 October 2022	All online, freely available! Our self-archiving service
Thursday, 27 October 2022	Visible on your website! Our publication lists service
Friday, 28 October 2022	Who's allowed to do what? Copyright and licences
Wednesday, 9 November 2022	Research data management – what is it?
Wednesday, 23 November 2022	Education – online and open for all!
Wednesday, 7 December 2022	Spoiled for choice – journals and quality
Wednesday, 21 December 2022	Online, but where? Research tools for Open Access
Wednesday, 11 January 2023	Your thesis – 4 routes to publication
Wednesday, 25 January 2023	Searched and found! Research tools for research data
Wednesday, 8 February 2023	Listing, linking, networking – ORCIDs, GNDs and more

<https://www.uni-augsburg.de/de/organisation/bibliothek/publizieren-zitieren-archivieren/open-access/>

www.uni-a.de/to/openaccess

